

PRODUCT DATA SHEET

OAOC-DP

*Detachable AOC (Active Optical Cable)
for DisplayPort Ver. 1.2a/1.4*



Revision History

Version No.	Revision Date	Page	Description of Changes
1.0	May. 27 th , 2020	ALL	Initial Version

PROPRIETARY NOTE

**THIS DOCUMENT CONTAINS INFORMATION CONFIDENTIAL AND PROPRIETARY TO OPHIT CO.,LTD AND SHALL NOT BE REPRODUCED OR TRANSFERRED TO OTHER DOCUMENTS OR DISCLOSED TO OTHERS OR USED FOR ANY PURPOSE OTHER THAN THAT FOR WHICH IT WAS OBTAINED WITHOUT THE EXPRESSED AND WRITTEN CONSENT OF OPHIT INCORPORATION*

Table of Contents

1. General Description	4
1.1 Introduction.....	4
1.2 Features.....	4
1.3 Applications.....	4
2. Specification.....	5
2.1 General Specification	5
2.2 Power Specification.....	5
2.3 Electrical Specification	5
3. Absolute Maximum Ratings.....	6
4. Connector Pin Assignment.....	7
4.1 Transmitter (Source side)	7
4.2 Receiver (Sink side)	7
5. Mechanical Specification	8
5.1 Dimension	8
5.2 Design drawing.....	8
5.3 Connection.....	9
6. Regulatory	9
6.1 EMC & Safety Agency approval.....	9
6.1.1 CE-EMC compliance:.....	9
6.1.2 FCC compliance:.....	9
6.1.3 Eye Safety	9
7. Packing Information	10
8. RoHS.....	10
9. REACH.....	12

1. General Description

1.1 Introduction

OAOC-DP is detachable AOC (Active Optical Cable) for DisplayPort standard.

The OAOC-DP consists of a transmitting part and a receiving part, both of which are connected by a hybrid cable (Optical cable + electric cable). The OAOC-DP's transmitter is connected to the DisplayPort source device, and the receiver is connected to the DisplayPort sink device. The mini-DisplayPort connector also be used by connecting each source and sink device.

With OAOC-DP, Video/audio signals can be transmitted up to 100m when a system using Display Port standard is used. It is possible to transmit the DisplayPort specification signal of the UHD bandwidth without loss.

1.2 Features

- High speed and long distance transmission by optical system
- Input and Output Signal : DisplayPort 1.2a/1.4 Standard by VESA
- MMF optical fiber + copper hybrid cable structure
- DPCD/HDCP compliant
- AUX and Hot Plug channels are transmitted by copper line
- Gender or signal conversion equipment does not guarantee
- Maximum transmission distance : 100m
- Connector : DisplayPort 20pin (Male) or Mini-DisplayPort 20pin
- Mini-DisplayPort (Source) to Mini-DisplayPort (Display) connectivity is possible
- No external power supply required

1.3 Applications

- Professional broadcasting and production studios
- Medical center and laboratory
- Presentation application
- Display application

2. Specification

2.1 General Specification

Parameter	Symbol	
	Transmitter	Receiver
Optical Converter	1x4 Array 850nm VCSEL	1x4 Array photo Diode
Input and Output Signal	DisplayPort Signal (Std. V1.2a/1.4)	
Video Bandwidth	Per lane, 5.4Gbps(HBR2)/8.1Gbps(HBR3)	
Using electrical connector	20 pin DisplayPort(Male) or Mini DisplayPort plug	20 pin DisplayPort(Male) or Mini DisplayPort plug
Applied Fiber	50/125 μ m Multi-mode glass-fiber	

2.2 Power Specification

Parameter		Min.	Typ.	Max.	Units	condition
Supply Voltage(DC)	TX (Source side)	+2.25	+3.3	+3.6	V	From source
	RX (Sink side)	+2.25	+3.3	+3.6	V	From source
Supply Current	TX (Source side)	30		47	mA	DC +3.3V
	RX (Sink side)		36	46	mA	DC +3.3V
Power Dissipation	TX (Source side)	99		155.1	mW	DC +3.3V
	RX (Sink side)		118.8	151.8	mW	DC +3.3V

2.3 Electrical Specification

Parameter	Min.	Typ.	Max.	Units	condition
Differential input voltage	200		1400	mV	
Differential input impedance at per lane+/-	80	100	125	Ohm	

Input data transition time	0		0.4	UI	20%, -80%
Output voltage swing	180		380	mVp	Fixed 380mVp
Output impedance at per lane+/-	80	100	125	Ohm	

3. Absolute Maximum Ratings

Parameter	Rating
Storage temperature	-20°C ~ +70°C Non-Condensing
Operating temperature	0°C ~ +50°C Non-Condensing
Transportation temperature	-20°C ~ +70°C Non-Condensing
Power Supply	-0.3 ~ +5.5V
Relative Humidity	10 ~ 80 %
Lead solder temperature	260°C, 10 seconds

NOTICE

Stresses greater than those listed under "Absolute Maximum Ratings" may cause permanent damage to the device. This is a stress rating only and functional operation of the device at these or any other conditions above those indicated in the operations section for extended periods of time may affect reliability.

4. Connector Pin Assignment

4.1 Transmitter (Source side)

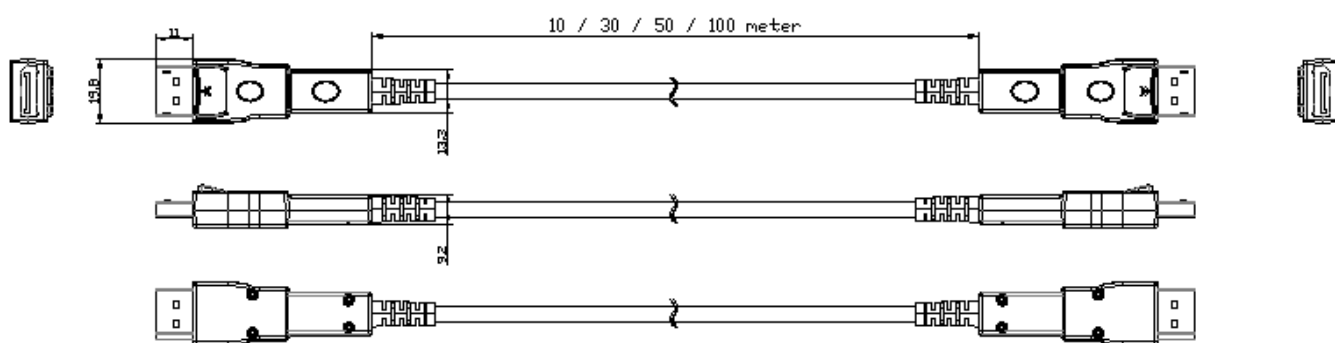
Pin	Signal Assignment	Pin	Signal Assignment
1	Main Link Lane 0 (Positive)	11	Ground
2	Ground	12	Main Link Lane 3 (Negative)
3	Main Link Lane 0 (Negative)	13	Config1 (Ground)
4	Main Link Lane 1 (Positive)	14	Config2 (Ground)
5	Ground	15	AUX Channel (Positive)
6	Main Link Lane 1 (Negative)	16	Ground
7	Main Link Lane 2 (Positive)	17	AUX Channel (Negative)
8	Ground	18	Hot Plug
9	Main Link Lane 2 (Negative)	19	Return
10	Main Link Lane 3 (Positive)	20	DP_PWR (+3.3V input)

4.2 Receiver (Sink side)

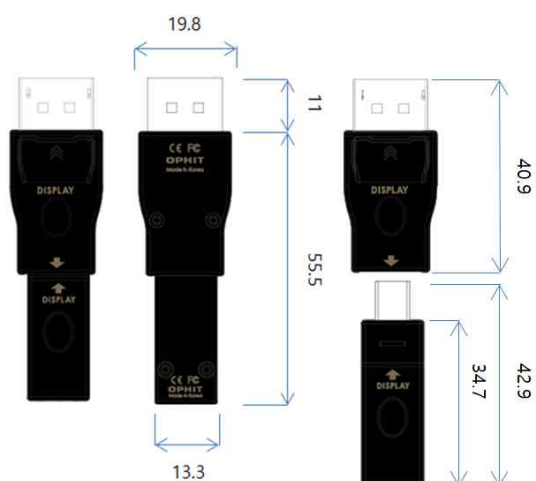
Pin	Signal Assignment	Pin	Signal Assignment
1	Main Link Lane 3 (Negative)	11	Ground
2	Ground	12	Main Link Lane 0 (Positive)
3	Main Link Lane 3 (Positive)	13	Config1 (Ground)
4	Main Link Lane 2 (Negative)	14	Config2 (Ground)
5	Ground	15	AUX Channel (Positive)
6	Main Link Lane 2 (Positive)	16	Ground
7	Main Link Lane 1 (Negative)	17	AUX Channel (Negative)
8	Ground	18	Hot Plug
9	Main Link Lane 1 (Positive)	19	Return
10	Main Link Lane 0 (Negative)	20	DP_PWR (+3.3V input)

5. Mechanical Specification

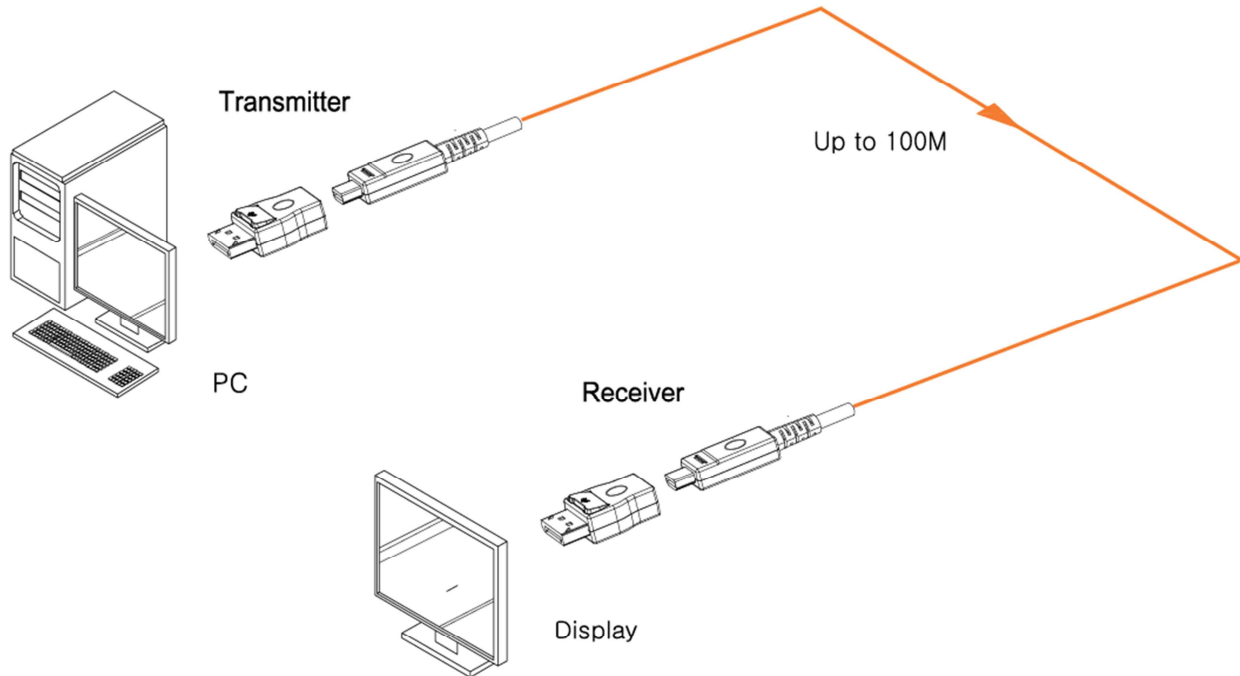
5.1 Cable Dimension



5.2 Design drawing



Connection



6. Regulatory

6.1 EMC & Safety Agency approval

6.1.1 CE-EMC compliance:

This Product is investigated to EN55032:2015, EN55035:2017, EN61000-3-2:2014 and EN61000-3-3:2013

6.1.2 FCC compliance:

This Product is investigated to FCC 47CFR part 15(ANSI C63.4:2014)

6.1.3 Safety

The basic standard used to investigate products in this category is [UL 1651](#), "Optical Fiber Cable."

7. Packing Information

Set(Unpacking, OAOC-DP-A010 Only)	200.0*200.0*30.0(mm)	295.0g
Package(1PCS, Inner Box Packing)	314.0*294.0*50.0(mm)	512.0g
Package(Multi, 150CS Packing)	595.0*305.0*345.0(mm)	11.0Kg

Note :Basic Standard 10M

8. RoHS

OPHIT is fully aware of the requirement under the **Restriction of Hazardous Substances in Electrical and Electronic Equipment Directive EU 2015/863(RoHS3)**, which adds **four new restricted substances to the previous Directive 2011/65/EU(RoHS2)**.

Hereby we guarantee that we do not intentionally use the substances described below and based on third party chemical analysis the thresholds of the substances as indicated are not exceeded for our all products.

Substance	CAS #	RoHS Limity by % (PPM)
Lead (PB)	7439-92-1	0.1% (1000 PPM)
Mercury (Hg)	7439-97-6	0.1% (1000 PPM)
Hexavalent Chromium (CrVI)	15840-29-9	0.1% (1000 PPM)
Polybrominated Biphenyls (PBB)	-	0.1% (1000 PPM)
Polybrominated Diphenyl Ethers (PBDE)	-	0.1% (1000 PPM)
Cadmium (Cd)	7440-43-9	0.01% (100 PPM)
Bis(2-Ethylhexyl) phthalate(DEHP)	117-81-7	0.1% (1000 PPM)
Benzyl butyl phthalate(BBP)	85-68-7	0.1% (1000 PPM)
Dibutyl Phthalate(DBP)	84-74-2	0.1% (1000 PPM)
Diisobutyl Phthalate(DIBP)	84-69-5	0.1% (1000 PPM)

Banned Substances by RoHS Directive 2011/65/EU+2015/863/EU, EN50581:2012

OPHIT will continue to monitor any new amendments/changes to Directive and subsequently review our all products with regards to compliance. OPHIT will also ensure that any new information is communicated to its customers, suppliers and stakeholders as required.

Signature : Jong-Kook, Moon



Title/Issue date : President/May.28.2020

9. REACH

The European REACH Regulation 1907/2006 on Registration, Evaluation, Authorization, and Restriction of Chemicals(REACH), Annex XVII entered into Force in June 2009, and affects all companies producing, Importing, using, or placing Products on the European market. The aim of the REACH regulation is to ensure a high Level of protection of human health and the environment from chemical substances.

OPHIT Co., Ltd substances management system follow and complies with the current revision of the REACH Regulation on the substances as identified by ECHA(European Chemical Agency).

OPHIT Co., Ltd products are considered articles as defined in REACH Article 3(3). These products/articles under normal and reasonable conditions of use do not have intended release of substances. Therefore the requirement in REACH Article 7(1)(b) for registration of substances contained in these products/articles does not apply.

OPHIT Co., Ltd products/articles, do not contain **Substances of very High Concern** or if there **SVHC** in the product/article, the content is less than the 0.1%(wt/wt) as defined by REACH Article 57, Annex XIV, Directive 67/548/EEC. Therefore the requirement in REACH Article 7(2) to notify ECHA if a product/article contains more than 0.1% wt/wt of an SVHC and tonnage exceeding 1 tone per importer per year is not applicable.

OPHIT's European operations do not manufacture or import chemicals, therefore OPHIT Co., Ltd has no obligation to register substances.



Jong-Kook, Moon
President

OPHIT Co., Ltd ACCEPTS NO DUTY TO NOTIFY USERS OF THIS OF DECLARATION OF UPDATES OR CHANGES TO THIS DECLARATION.